

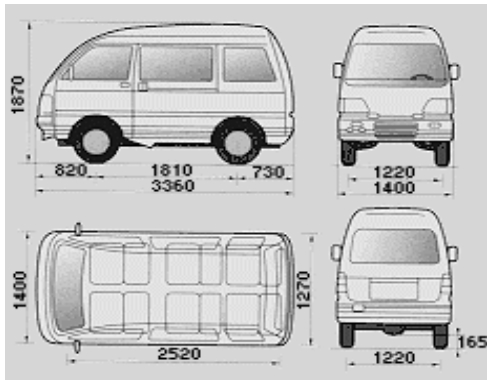
## ELITE KARGO™ COACH

GAS ENGINE

**COACH IS NOT INTENDED FOR USE ON PUBLIC ROADS, STREETS OR HIGHWAYS IN THE USA**



SPECIFICATIONS		COACH 6 / 7 Seater	Panel Van 2 Seater	
Dimensions ( inches)	Overall length	153.62"	<----	
	Overall width	57.68"	<----	
	Overall height	80.35"	<----	
	Wheelbase	80.31"	<----	
	Tread	Front	47.84	<----
		Rear	47.64	<----
Weight (lbs)	Curb weight	1973 lbs	1883 lbs	
	Max. loading capacity	1950 lbs	1950 lbs	
Engine	Displacement(cc)	890 995	890 995	
	Max. output (ps/rpm)	45 5400 55 5400	<----	
			<----	
Performance	Max. speed(km/h - mph)	40km - 25 mph	<----	
	Gradeability (tan)	0.340	0.300	



	Min. turning radius(m)	3.5m - 138" - 11.5 Feet	<----
Others	Tires(mm)	Standard	165/70 R13
		<b>Specs are subject to change</b>	

**(Note)**

- The feature and specification are subject to change without prior notification
- Other options are available upon receipt of buyer's request

**ELITE™ TRUCKS ARE NOT INTENDED FOR USE ON PUBLIC ROADS,  
STREETS OR HIGHWAYS IN THE USA**

**OPTIONS**



**Topper with Doors**



**Power Lift Gate**

**Dump Truck Cap 500kg**



**Security Truck**



**Basic Model**

All Trucks Have Electronic Fuel Injection  
 Dimentions Approx. L 153.62 x W 57.68 x H 72.05

Engine 45 HP / 890 CC	\$Call	AC	N/A
55 HP / 995 CC	\$Call	AC	\$Call



**Xtra Long Cab**

Dimentions Approx. L 153.62 x W 57.68 x H 72.05

Engine 45 HP / 890 CC	\$Call	AC	N/A
55 HP / 995 CC	\$Call	AC	\$Call







**2 Passenger Van**






Engine 45 HP / 890 CC	\$Call	AC	N/A
55 HP / 995 CC	\$Call	AC	\$Call



**Coach 6 / 7 Passenger**

Engine 45 HP / 890 CC	\$Call	AC	N/A
55 HP / 995 CC	\$Call	AC	\$Call

AVAILABLE OPTIONS
 <b>Dump Truck</b>
 <b>Service Vehicle</b>
 <b>Power Lift Gate</b>
 <b>Refreshment Unit</b>

 <b>Security Package</b> <b>Yellow Strobe, Siren, Strobe Light</b>
 <b>Tram Kit Mounted</b>
 <b>Scissor Lift 8'-4" 600 lbs</b>
 <b>Tilt Lift / 3 Way</b>
 <b>3' Box &amp; Ladder Rack</b>

**(Note)**

- The feature and specification are subject to change without prior notification
- Other options are available upon receipt of buyer's request
  - Prep charges are not included
    - Classification G
  - Meets OSHA requirements, section 1910,178
    - Meets ANSI B-56.8 requirements
      - Max. Speed 25 Mph.

**Request information**

**Address: One Liberty Plaza, 165 Broadway 23rd Floor, NY**

**P:+1(845)480-8762 - F: +1(646)759-3601 –**

**globaltradenj@gmail.com, mikejohnsonny8@gmail.com,gulfus@gulfuscapital.com**